

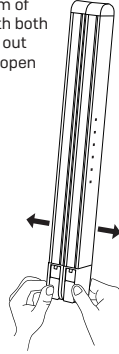


FOLDING LAPTOP RISER

Instructions

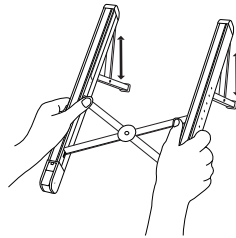
Open the stent

Hold the bottom of the bracket with both hands and pull out horizontally to open the bracket.



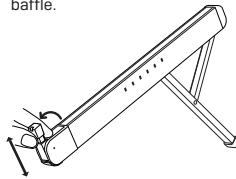
Adjust the height

Pull the bracket to the bottom, hold the bottom of the bracket with both hands and push it up with the top of your thumb to adjust to the position you need.



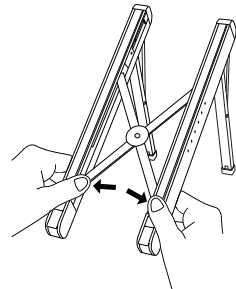
Damper regulator

Open the bottom baffle of the bracket, thick computer can be used to pull up the baffle.



Pack up support

Hold the bottom of the bracket with both hands and push it firmly in.



36*230mm